



ceramiche  
**campogalliano**

LTAJ MAHALTAJ MAHALTAJ

# Taj Mahal

Sleek, Essential, Stunning





Taj Mahal **White** Rett. Lev.  
90x90 cm (36"x36")




Taj Mahal **White** Rett. Lev.  
60x120 cm (24"x48")


# Taj Mahal White

LEVIGATO


MATTE




Taj Mahal **White** 60x120 cm (24"x48") Rett. Lev.




Taj Mahal **White** 60x120 cm (24"x48") Rett.




Taj Mahal **White** 90x90 cm (36"x36") Rett. Lev.




Taj Mahal **White** 90x90 cm (36"x36") Rett.




Taj Mahal **White** 60x60 cm (24"x24") Rett. Lev.



Taj Mahal **White** 60x60 cm (24"x24") Rett.




Taj Mahal **White** 30x60 cm (12"x24") Rett. Lev.




Taj Mahal **White** 30x60 cm (12"x24") Rett.


Taj Mahal **White** 30x60 cm (12"x24") Non Rett.




Taj Mahal **White** 10x60 cm (4"x24") Rett. Lev.



Taj Mahal **White** 10x60 cm (4"x24") Rett.



Taj Mahal **White** 30x30 cm (12"x12") Rett. Lev.



Taj Mahal **White** 30x30 cm (12"x12") Rett.



Taj Mahal **White** 15x15 cm (6"x6") Rett. Lev.




Taj Mahal **White** 15x15 cm (6"x6") Rett.




Taj Mahal **White** 7,5x15 cm (3"x6") Rett. Lev.



Taj Mahal **White** 7,5x15 cm (3"x6") Rett.



Taj Mahal **White** 7,5x30 cm (3"x12") Rett. Lev.



Taj Mahal **White** 7,5x30 cm (3"x12") Rett.



Taj Mahal **Battiscopa White** 7x60 cm (2 3/4"x24") Rett. Lev.



Taj Mahal **Battiscopa White** 7x60 cm (2 3/4"x24") Rett.



Taj Mahal **Battiscopa White** 7x90 cm (2 3/4"x36") Rett. Lev.



Taj Mahal **Battiscopa White** 7x90 cm (2 3/4"x36") Rett.

FORMATI NOMINALI - NOMINAL SIZES









Taj Mahal **Silver** Rett. Lev.  
90x90 cm (36"x36")





Taj Mahal **Silver** Rett. Lev.  
30x60 cm (12"x24")



# Taj Mahal Silver

LEVIGATO

MATTE



Taj Mahal **Silver** 60x120 cm (24"x48") Rett. Lev.



Taj Mahal **Silver** 60x120 cm (24"x48") Rett.



Taj Mahal **Silver** 90x90 cm (36"x36") Rett. Lev.



Taj Mahal **Silver** 90x90 cm (36"x36") Rett.



Taj Mahal **Silver** 60x60 cm (24"x24") Rett. Lev.




Taj Mahal **Silver** 60x60 cm (24"x24") Rett.




Taj Mahal **Silver** 30x60 cm (12"x24") Rett. Lev.




Taj Mahal **Silver** 30x60 cm (12"x24") Rett.  
Taj Mahal **Silver** 30x60 cm (12"x24") Non Rett.




Taj Mahal **Silver** 10x60 cm (4"x24") Rett. Lev.



Taj Mahal **Silver** 10x60 cm (4"x24") Rett.



Taj Mahal **Silver** 30x30 cm (12"x12") Rett. Lev.



Taj Mahal **Silver** 30x30 cm (12"x12") Rett.



Taj Mahal **Silver** 15x15 cm (6"x6") Rett. Lev.



Taj Mahal **Silver** 15x15 cm (6"x6") Rett.



Taj Mahal **Silver** 7,5x15 cm (3"x6") Rett. Lev.



Taj Mahal **Silver** 7,5x15 cm (3"x6") Rett.



Taj Mahal **Silver** 7,5x30 cm (3"x12") Rett. Lev.




Taj Mahal **Silver** 7,5x30 cm (3"x12") Rett.



Taj Mahal **Battiscopa Silver** 7x60 cm (2 3/4"x24") Rett. Lev.



Taj Mahal **Battiscopa Silver** 7x60 cm (2 3/4"x24") Rett.



Taj Mahal **Battiscopa Silver** 7x90 cm (2 3/4"x36") Rett. Lev.



Taj Mahal **Battiscopa Silver** 7x90 cm (2 3/4"x36") Rett.

FORMATI NOMINALI - NOMINAL SIZES




Taj Mahal  
**Mosaico Freccia**  
37,5x33,3 cm (14¾"x13")

# Taj Mahal Mosaici







Taj Mahal **White** Rett. Lev.  
30x60 cm (12"x24")  
Taj Mahal  
**Tappeto Mix**  
2,5x2,5 cm (1"x1")





# Taj Mahal Mosaici

MONTATI SU RETE - SHEET MOUNTED - AUF NETZ



Taj Mahal  
**Mosaico Freccia**  
37,5x33,3 cm (14¾"x13")




Taj Mahal **Freccia** 37,5x33,3 cm (14¾"x13") **Lev.**



Taj Mahal **Basketweave** 31,2x31,2 cm (12¼"x12¼") **Lev.**




Taj Mahal **White Hexagon** 26,7x29,3 cm (10½"x11½") **Lev.**



Taj Mahal **Silver Hexagon** 26,7x29,3 cm (10½"x11½") **Lev.**




Taj Mahal  
**Tappeto Mix**  
2,5x2,5 cm (1"x1")




Taj Mahal **Mosaico White** 5x5 cm (2"x2") 30x30 cm (12"x12") **Lev.**

Taj Mahal **Mosaico White** 5x5 cm (2"x2") 30x30 cm (12"x12")



Taj Mahal **Mosaico Silver** 5x5 cm (2"x2") 30x30 cm (12"x12") **Lev.**

Taj Mahal **Mosaico Silver** 5x5 cm (2"x2") 30x30 cm (12"x12")



Taj Mahal **Tappeto Mix** 2,5x2,5 cm (1"x1") 30x30 cm (12"x12") **Lev.**

# Taj Mahal

INSTALLAZIONE E MANUTENZIONE  
INSTALLATION AND CARE

**Posa, manutenzione e un appunto speciale sul gres porcellanato smaltato levigato.**

La serie Taj Mahal nasce da un lungo e complesso progetto di ricerca incentrato sulla creazione di un eco-marmo, ovvero gres porcellanato smaltato levigato di qualità esemplare che riproduce il marmo attraverso la più avanzata tecnologia inkjet ad altissima definizione. Questa piastrella è estremamente performante grazie alle sue caratteristiche tecniche, e per preservare la bellezza del prodotto nel tempo è essenziale prestare molta attenzione ad alcuni dettagli durante la posa e nella cura quotidiana.

Ulteriori istruzioni e informazioni sono da scaricare alla pagina web:

[www.nomore.it/posa](http://www.nomore.it/posa)

Il gres porcellanato smaltato levigato è un materiale straordinario ma, come il vero marmo, è maggiormente soggetto ad usura rispetto alla piastrella naturale. Sconsigliamo l'utilizzo del prodotto levigato in ambienti a calpestio commerciale medio-alto. Inoltre, per tutte le pose, consigliamo l'utilizzo di zerbini o tappetini negli ingressi, in modo da rimuovere l'umidità, lo sporco, e la sabbia dalle scarpe, così come anche nelle cucine e nei bagni, vicino a docce, vasche, lavelli, e zone di lavoro in generale in modo da assorbire acqua o altri liquidi ed eventuali schizzi o sporcature.

**Installation and Care and a special note on polished glazed porcelain**

The Taj Mahal collection evolved from a long and complex research project centered on creating high quality, glazed, polished porcelain marble with ultra high definition inkjet technology. The technical properties of the tile are outstanding, and to ensure the beauty of this product over time, it is essential to pay careful attention to certain details during installation. Further instructions and information must be downloaded from our webpage:

[www.nomore.it/posa](http://www.nomore.it/posa).

Polished, glazed porcelain marble is stunning, however, like real marble itself, it is more subject to wear than matte tile. We do not recommend using this polished product in medium-high commercial traffic situations. Furthermore, for all installations, we advise placing mats or carpets in entranceways in order to remove moisture, dirt and sand from shoes as well as kitchen work areas and in bathrooms in shower, tub, and sink areas in order to absorb water and spills.

**Pose, entretien et une mention particulière sur le grès cérame émaillé poli.**

La série Taj Mahal provient dans un projet de recherche long et complexe avec l'objectif de produire un éco-marbre. Donc grès cérame émaillé poli de la plus haute qualité réalisé par la technologie numérique en haute définition la plus avancée.

Ce carreau a des excellentes performances grâce à ses caractéristiques techniques et pour préserver la beauté du produit dans le temps est essentiel de prêter une attention particulière à certains détails lors de la pose et dans l'entretien quotidien.

Plus d'Informations et des instructions supplémentaires sont téléchargeables sur la page Web:

[www.nomore.it/posa](http://www.nomore.it/posa).

Le grès cérame émaillé poli est un matériel exceptionnel, mais comme le vrai marbre, il est plus sujet à l'usure du carreau naturel.

Nous ne recommandons pas d'utiliser le produit poli dans des environnements commerciaux à passage moyen-haut. En outre, pour toutes les installations, nous recommandons l'utilisation de tapis ou essuie-pieds à l'entrée, afin d'éliminer l'humidité, la saleté et le sable dans les chaussures. Même chose dans les cuisines et salles de bains, près des douches, baignoires, lavabos, et des zones de travail en général, afin d'absorber l'eau ou d'autres liquides.







**Verlegung, Behandlung und Sonderanweisungen fuer glasiertes und poliertes Feinsteinzeug.**















Die Serie Taj Mahal kommt nach einer langen und komplexen Produktforschung zur Erscheinung. Es handelt sich hier um ein glasiertes und poliertes Feinsteinzeug von hoehchster Qualitaet. Diese Produkt ist aeusserst anspruchsvoll. Um jedoch seine Eigenschaften erhalten zu koennen, auch im laufe der Jahre, muss mann gewisse Vorschriften beachten bezueglich der Verlegung und der altaeglichen Reinigung. Die Hinweise dafuer koennen Sie auf der Webseite [www.nomore.it/posa](http://www.nomore.it/posa) runterladen.

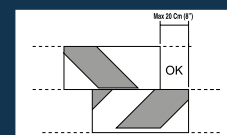
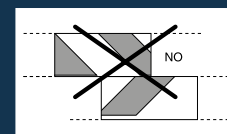
Glasiertes, poliertes Feinsteinzeug ist ein aussergewoenliches Produkt, aber wie der echter Naturstein, kann es mehr Verschleiss unterliegen als unpoliertes Feinsteinzeug. Dieses Material eignet sich nicht fuer oeffentliche Bereiche mit hohem bis mittelmaessiger Belastung. Fuer die Verlegung raten wir den Gebrauch von Matten oder Teppiche im Eingangsbereich. Somit werden Dreck, Sand un Feuchtigkeit abgetreten un vermeiden den Bodenbelag zu beschaedigen. Dies ist auch in Bad und Kueche zu raten um Flecken und Naesse zu vermeiden.

## IMBALLI • PACKING • VERPACKUNG

FORMATI NOMINALI • NOMINAL SIZES

PRODOTTI PRODUCTS	FORMATO SIZE	UNITA' DI MISURA UNIT OF							SPESSORE THICKNESS
TAJ MAHAL RETT.	60x120 (24"x48")	M <sup>2</sup>	2	35,54	27	1,44	38,88	959,58	10,5
TAJ MAHAL RETT.	90x90 (36"x36")	M <sup>2</sup>	1	21,05	36	0,81	29,16	757,80	10,5
TAJ MAHAL RETT.	60x60 (24"x24")	M <sup>2</sup>	3	25,25	40	1,08	43,20	1010,00	10,5
TAJ MAHAL RETT.	30x60 (12"x24")	M <sup>2</sup>	5	20,92	48	0,90	43,20	1004,16	10,5
TAJ MAHAL NON RETT.	30x60 (12"x24")	M <sup>2</sup>	6	22,30	48	1,08	51,84	1070,40	9,5
TAJ MAHAL RETT.	30x30 (12"x12")	M <sup>2</sup>	11	22,45	48	0,99	47,52	1077,40	10,5
TAJ MAHAL RETT.	15x15 (6" x6")	M <sup>2</sup>	36	18,19	60	0,81	48,60	858,00	10,5
TAJ MAHAL RETT.	7,5x30 (3" x12")	M <sup>2</sup>	17	7,91	84	0,38	31,92	664,44	10,5
TAJ MAHAL RETT.	7,5x15 (3" x6")	M <sup>2</sup>	50	11,61	76	0,57	43,32	882,36	10,5
TAJ MAHAL MOSAICS	30x30 (12"x12")	FOGLIO/SHEET	8	14,50	42			609,00	10,5
TAJ MAHAL BATTISCOPIA	7x60 (2¾"x24")	PZ/PC	15	14,00	40				10,5
TAJ MAHAL BATTISCOPIA	7x90 (2¾"x36")	PZ/PC	6	10,25	40				10,5

	NORME TEST N°	DESCRIZIONE DESCRIPTION	VALORE A NORMA REQUIRED STANDARD	VALORE - LEV RESULTS - LEV	VALORE - MATT RESULTS - MATT
	ISO 10545/3	ASSORBIMENTO D'ACQUA WATER ABSORPTION ABSORPTION D'EAU WASSERAUFNAHME	≤ 0,5%	CONFORME CONFORMS	CONFORME CONFORMS
	ISO 10545/4	RESISTENZA ALLA FLESSIONE BENDING STRENGTH RESISTANCE A LA FLEXION BIEGFESTIGKEIT	R ≥ 35 N/mm <sup>2</sup>	CONFORME CONFORMS	CONFORME CONFORMS
	ISO 10545/8	COEFFICIENTE DI DILATAZIONE TERMICA LINEARE THERMAL EXPANSION COEFF. BETWEEN 20°C - 100°C COEFF. DE DILATATION THERMIQUE LINEAIRE ENTRE 20°C ET 100°C WÄRMEAUSSDEHNUNG ZWISCHEN 20°C UND 100°C	≤ 9x10 <sup>-6</sup>	9x10 <sup>-5</sup> xC <sup>-1</sup>	9x10 <sup>-5</sup> xC <sup>-1</sup>
	ISO 10545/9	RESISTENZA AGLI SBALZI TERMICI RESISTANCE TO THERMAL SHOCK RESISTANCE AUX CHOCS THERMIQUES TEMPERATURWECHSELBESTÄNDIGKEIT		RESISTE RESISTANT RÉSISTE BESTÄNDIG	RESISTE RESISTANT RÉSISTE BESTÄNDIG
	ISO 10545/11	RESISTENZA AL CAVILLO CRAZING RESISTANCE RESISTANCE AU TRASSAILAGE HAARRISSFESTIGKEIT		RESISTE RESISTANT RÉSISTE BESTÄNDIG	RESISTE RESISTANT RÉSISTE BESTÄNDIG
	ISO 10545/14	RESISTENZA ALLE MACCHIE STAIN RESISTANCE RESISTANCE AUX TACHES FLECKENFESTIGKEIT	min. Classe 3	CONFORME CONFORMS	CONFORME CONFORMS
	ISO 10545/13	RESISTENZA ALL'ATTACCO CHIMICO CHEMICAL RESISTANCE RESISTANCE À L'ATTAQUE CHIMIQUE FÄHIG GEGEN SÄUREN UND LAUGEN	min. B	CONFORME CONFORMS	CONFORME CONFORMS
	ISO 10545/2	LUNGHEZZA E LARGHEZZA LENGTH AND WIDTH LONGUEUR ET LARGEUR LÄNGE UND BREITE	± 0,5%	CONFORME CONFORMS	CONFORME CONFORMS
	ISO 10545/2	SPESSORE THICKNESS ÉPAISSEUR STÄRKE	± 5%	CONFORME CONFORMS	CONFORME CONFORMS
	ISO 10545/2	ORTOGONALITÀ WEDGING ORTHOGONALITÉ RECHTWINKLICHKEIT	± 0,6%	CONFORME CONFORMS	CONFORME CONFORMS
	ISO 10545/2	PLANARITÀ WARPAGE PLANÉITÉ EBENFLÄCHIGKEIT	± 0,5%	CONFORME CONFORMS	CONFORME CONFORMS
	ISO 10545/12	RESISTENZA AL GELO FROST RESISTANCE RESISTANCE AU GEL FROSTBESTÄNDIGKEIT		RESISTE RESISTANT RÉSISTE BESTÄNDIG	RESISTE RESISTANT RÉSISTE BESTÄNDIG
	ISO 10545/6	RESISTENZA ALL'ABRASIONE PROFONDA DEEP ABRASION RESISTANCE RÉSISTENCE À L'ABRASION PROFONDE TIEFENVERSCHEISSBESTÄNDIGKEIT	< 175 mm <sup>3</sup>	SILVER 148 mm <sup>3</sup> WHITE 143 mm <sup>3</sup>	SILVER 143 mm <sup>3</sup> WHITE 128 mm <sup>3</sup>
	ISO 10545/7	RESISTENZA ALL'ABRASIONE ABRASION RESISTANCE RÉSISTENCE À L'ABRASION ABRIEB		PEI IV	PEI IV
	BOT 3000 WET DCOF	RESISTENZA ALLO SCIVOLAMENTO SLIP RESISTANCE RESISTANCE AU GLISSEMENT BESTIMMUNG DER RUTSCHEMME EIGENSCHAFT	≥ 0,42		Tile 1: 0,46 Tile 2: 0,45 Tile 3: 0,45
	DIN 51130 R	WATER, OIL, GREASE, ETC. CREATE SLIPPERY CONDITIONS. FLOOR APPLICATIONS WITH EXPOSURE TO THESE CONDITIONS REQUIRE EXTRA CAUTION IN PRODUCT SELECTION.			R9



SOLUZIONI DI POSA  
 cm 60x120 - 24"x48"  
 cm 30x60 - 12"x24"  
 Per una corretta realizzazione si consiglia di posare i formati lunghezza 120 cm e 60 cm, sfalsati a correre al massimo 20 cm o posa pari.

INSTALLATION INFORMATION  
 cm 60x120 - 24"x48"  
 cm 30x60 - 12"x24"  
 For 120 cm (48") and 60 cm (24") long tiles, staggering should not exceed 20 cm (8").

VERLEGEBEISPIELE  
 cm 60x120 - 24"x48"  
 cm 30x60 - 12"x24"  
 Für einen korrekten und einwandfreien Belag, die Formaten mit 120 cm und 60 cm länge sollten bei der Verlegung maximal 20 cm versetzt sein.



SHADE VARIATION MODERATE (V2)

Noi consigliamo fortemente l'uso di un sistema di posa con distanziatori autolivellanti.

We strongly recommend using a tile edge leveling system during installation.

Wir empfehlen dringend die Verwendung von einem Befestigungssystem mit leveling system.

Il est vivement recommandé l'utilisation d'un système de pose avec des croisillons autonivelant.

\* These values may vary from lot to lot

ceramiche  
**campogalliano**®

info@ceramichecampogalliano.com  
 www.ceramichecampogalliano.com  
 tel +39 0536 832393 - fax +39 0536 910113



a brand of **erde1999**®  
 ITALIAN CERAMICS

Verde 1999 srl - Via Ferrari Carazzoli, 19 - 41042 Fiorano Modenese, MO Italy  
 tel +39 0536 832393 - fax +39 0536 913591 - www.verde1999.com - info@verde1999.com

